

PRODUCT  
CATALOGUE

# RAMESSA

GROUP OF COMPANIES

**EXIMIO**  
COLLECTION

1200x2800mm | 1200x2400mm  
6mm & 9mm Thicknesses



# RAMESSA

GROUP OF COMPANIES



Ideate  
Innovate  
Inspire

## EXIMIO COLLECTION

Introducing stunning 1200x2800mm and 1200x2400mm slabs from the Eximio Collection, crafted to redefine the possibilities of ceramic design. Each slab is meticulously engineered to showcase the natural beauty of our materials, ensuring consistency and elegance from edge to edge.

Allow your space to reflect unmatched craftsmanship and never-seen-before details. Discover the endless possibilities of transforming your space with the grandeur and elegance that only the Eximio Collection can offer.

# RAMESSA

GROUP OF COMPANIES

Size

**1200x2800mm**

**48"x111"**

Colorbody

**6mm** ▾

Basebody (Ivory)

**9mm** ▾

Size

**1200x2400mm**

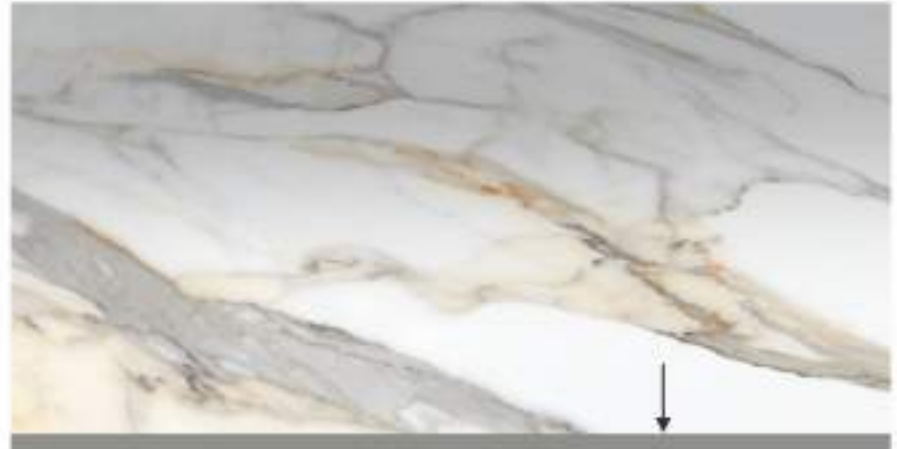
**48"x95"**

Basebody (Ivory)

**6mm** ▾

**9mm** ▾

## Impressive Thicknesses



Build a solid foundation for your dream space with slabs crafted with durable and reliable thicknesses of 6mm and 9mm. They add sturdiness and unmatched appeal to settings.

These robust slabs not only enhance structural integrity but also ensure a perfect balance between strength and aesthetics. Their durability and robust thickness make them an ideal choice.

Thicknesses:

**6mm** ▾

**9mm** ▾

EXIMIO  
COLLECTION

# RAMESSA

GROUP OF COMPANIES

REIMAGINE YOUR  
SPACE WITH ULTRA-  
MODERN SLABS

**Discover slabs, each with a distinct personality that adds timeless character and evokes a sense of sophistication and charm to any space. Each piece has its own narrative of elegance, durability and beauty.**

Explore the extensive range of slabs with immersive functionality that transcends the ordinary. Let your imagination roam freely as you encounter these majestic slabs that speak your style and match your vision.

## TYPES OF BODY



BLACK BODY



IVORY BODY



GREEN BODY




BROWN BODY



LIGHT BLUE BODY



GREY BODY



DARK BLUE BODY



WHITE BODY

EXPLORE THE  
UNTHINKABLE WITH  
SLABS THAT CREATE  
INTRICATE PATTERN IN  
YOUR SPACE

The minimal, aesthetic, and creative patterns of our wide range of slabs will add a dramatic flair to any space. The subtle elegance of these visually appealing designs will create a balanced environment.

The veining textures and the rugged beauty of earth are nicely patterned on these slabs to let you feel the beauty of the outdoors, indoors. Experience the art of minimalism and let your space speak of luxury and grandeur.

# RAMESSA

GROUP OF COMPANIES

Legacy



Leather



Satin



Pulido



Vetro



# RAMESSA

GROUP OF COMPANIES

SLABS  
FOR EVERY  
ASPECT &  
EVERY  
APPLICATION



SLABS THAT  
TELL A UNIQUE STORY  
FOR INTERIOR  
LUXURY

Discover slabs with multifaceted utilities and versatile designs to suit varied spaces. These innovative and artistic designs empower individuals to optimize their surroundings for maximum functionality and aesthetic appeal.

# RAMESSA

GROUP OF COMPANIES

## PRODUCT FEATURES

### EXPLORE WHAT MAKES OUR SLABS STAND OUT

Our natural, sustainable, and stylish slabs are here to redefine your idea of modern aesthetics and durability. The high resistance, hygienic surface, lightweight, and other highly functional and practical features make them ideal for any space. Bring these power-packed slabs into your environment and enjoy peace of mind.



Lightweight



Waterproof



Easy to Clean



Flexible  
Bending



Natural



Resistant to  
UV Rays



Resistant to  
Scratches



Resistant to  
High Temperatures



Recyclable



Hygienic



Floor  
Covering



Fireplace



Hotel



Wall  
Cladding



Bathroom



Reception



Shop &  
Showroom



Bedroom



Furniture



Dining



Facade



Bar &  
Restaurant



## TABLE OF CONTENT



Apollo White

Calacatta  
Bellino

Carrara Gold

Calacatta Light

Macabus Aqua

Lincoln Grey

Oyster Bianco

Statuario Magia

Statuario Natural

Statuario Bianco



Statuario Platina

Calacatta Royale

Veronic Arbesque  
Bookmatch

Sarnolna Bianco

Sarnolna Aureo

Onice Blue

Onice Menta

Arovall Onyx

Himalaya Crystal

Sand Onyx



Lina Onyx

Cloudy Onyx

Honey Onyx

Onice Sea Green

Oceano Onyx

Patagonia  
Bianco

Patagonia  
Classic

Patagonia  
Crystal

Cashmere  
Bloom

Cashmere  
Street



Cashmere  
Peltro

Cashmere  
Rumble

Roma Blue

Santorini Bianca

Illusion Bronze

Amazonite

Amazonite Rust

Victoria Grey

Travertino Sand

Sonata Grey



Imperio Armani  
Grey

Imperio Armani  
Noche

Macabus Gold

Verde Alpi

Atlas Neo

Stratum Portoro

Black Panther

Black Gold

Black Noir

Laurent Gold



Magna Black  
Bookmatch

Marquis Aqua

Sandstone Butter

Sandstone Milky

Sandstone Sour

Sandstone Storm

Dolomite Bianca

Dolomite Bone

Travertino Aovaria

Travertino Silver

## TABLE OF CONTENT

									
Torus Gold	Piamonte Ash	Piamonte Sand	Slate Pietra	Charcoal Pietra	Imperio Armani Dove	Imperio Armani Sun	Cheppo Di Grigio	Cheppo Di Nero	Mini Cheppo Bianco
									
Mini Cheppo Sand	Oxide Blueberry	Oxide Grigio	Oxide Nero	Oxide Toupe	Metallo Ash	Metallo Graphite	Metallo Nero	Metallo Rust	Metallo Seablue
									
Cavalina Ginger	Cavalina Desert	Cavalina Crema	Cavalina Grey	Cavalina Moka	Marrazi Bianco	Marrazi Grey	Marrazi Sand	Beton Pearl	Beton Bianco
									
Beton Bianco	Beton Silver	Beton Grey	Beton Nero	Java Snake	Java Gris	Java Crema	Java Burl	Java Coffee	Pluto Smoke
									
Pluto Gris	Legni Natural	Legni Rovere	Teak Almond	Teak Silver	Teak Natural	Teak Bianco			

**EXIMIO**  
COLLECTION



V2

**RAMESSA**

GROUP OF COMPANIES



## Apollo White



Bookmatch - AB



Sizes:  
1200x2800mm  
1200x2400mm

Thicknesses:  
6mm   
9mm 

Body Types:  
White,  
Ivory

Surfaces:  
Pulido, Legacy,  
Vetro



**EXIMIO**  
COLLECTION



**RAMESSA**  
GROUP OF COMPANIES



## Apollo White



Random - 3



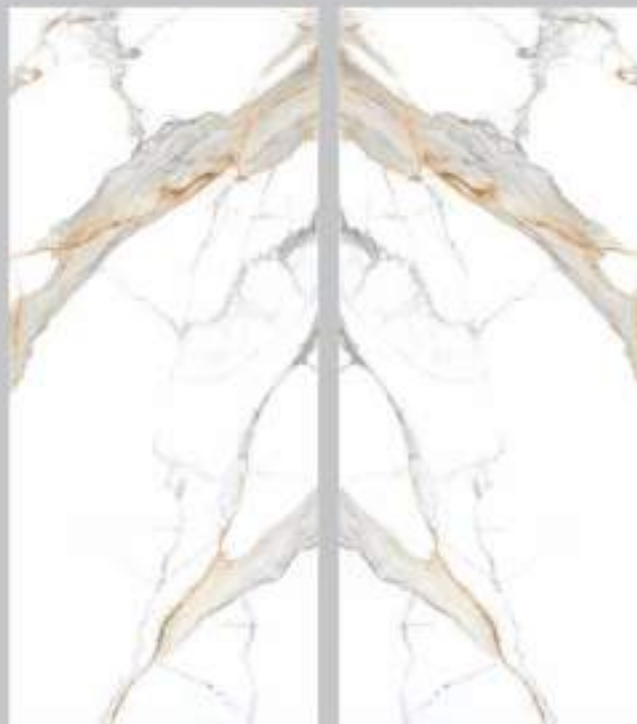
Sizes:  
1200x2800mm  
1200x2400mm

Thicknesses:  
6mm   
9mm 

Body Types:  
White,  
Ivory

Surfaces:  
Pulido, Legacy,  
Vetro

## Calacatta Belisimo



Bookmatch - AB



Sizes:  
1200x2800mm  
1200x2400mm

Thicknesses:  
6mm  $\pm$   
9mm  $\pm$

Body Types:  
White,  
Ivory

Surfaces:  
Pulido, Legacy,  
Vetro




EXIMIO  
COLLECTION



v3

**RAMESSA**  
GROUP OF COMPANIES

## Calacatta Belisimo



Random - 3



Sizes:  
1200x2800mm  
1200x2400mm

Thicknesses:  
6mm   
9mm

Body Types:  
White,  
Ivory

Surfaces:  
Pulido, Legacy,  
Vetro



**EXIMIO**  
COLLECTION




V2

**RAMESSA**

GROUP OF COMPANIES



## Carrara Gold



Random - 3



Sizes:  
1200x2800mm  
1200x2400mm

Thicknesses:  
6mm   
9mm 

Body Types:  
White,  
Ivory

Surfaces:  
Pulido, Legacy,  
Vetro



EXIMIO  
COLLECTION



V2

**RAMESSA**  
GROUP OF COMPANIES



## Calacutta Light



Random - 3



Sizes:  
1200x2800mm  
1200x2400mm

Thicknesses:  
6mm   
9mm 

Body Types:  
White,  
Ivory

Surfaces:  
Pulido, Legacy,  
Vetro

EXIMIO  
COLLECTION



V2

**RAMESSA**  
GROUP OF COMPANIES



## Macabus Aqua



Random - 3



Sizes:  
1200x2800mm  
1200x2400mm

Thicknesses:  
6mm   
9mm 

Body Types:  
White,  
Ivory

Surfaces:  
Pulido, Legacy,  
Vetro



**EXIMIO**  
COLLECTION



v3

**RAMESSA**

GROUP OF COMPANIES

## Lincoln Oro



Random - 3



Sizes:  
1200x2800mm  
1200x2400mm

Thicknesses:  
6mm   
9mm

Body Types:  
White,  
Ivory

Surfaces:  
Pulido, Legacy,  
Vetro

EXIMIO  
COLLECTION



v3

**RAMESSA**  
GROUP OF COMPANIES



## Oyster Bianco



Random - 3



Sizes:  
1200x2800mm  
1200x2400mm

Thicknesses:  
6mm   
9mm 

Body Types:  
White,  
Ivory

Surfaces:  
Pulido, Legacy,  
Vetro

EXIMIO  
COLLECTION



v3

**RAMESSA**  
GROUP OF COMPANIES



## Statuario Magia



Bookmatch - AB



Sizes:  
1200x2800mm  
1200x2400mm

Thicknesses:  
6mm   
9mm 

Body Types:  
White,  
Ivory

Surfaces:  
Pulido, Legacy,  
Vetro



EXIMIO  
COLLECTION



v3

**RAMESSA**  
GROUP OF COMPANIES



## Statuario Magia



Random - 3



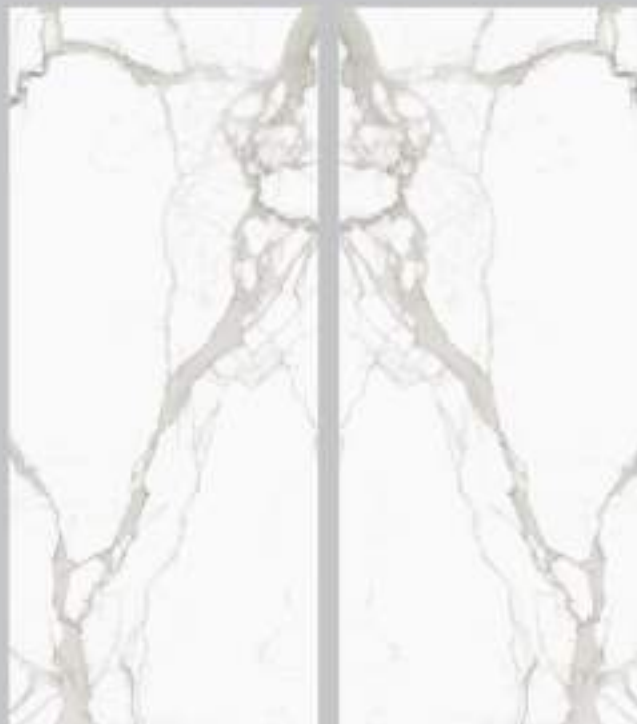
Sizes:  
1200x2800mm  
1200x2400mm

Thicknesses:  
6mm   
9mm 

Body Types:  
White,  
Ivory

Surfaces:  
Pulido, Legacy,  
Vetro

## Statuario Natural



Bookmatch - AB



Sizes:  
1200x2800mm  
1200x2400mm

Thicknesses:  
6mm  $\pm$   
9mm  $\pm$

Body Types:  
White,  
Ivory

Surfaces:  
Pulido, Legacy,  
Vetro

EXIMIO  
COLLECTION



V2

**RAMESSA**  
GROUP OF COMPANIES



## Statuario Natural



Random - 3



Sizes:  
1200x2800mm  
1200x2400mm

Thicknesses:  
6mm   
9mm 

Body Types:  
White,  
Ivory

Surfaces:  
Pulido, Legacy,  
Vetro

EXIMIO  
COLLECTION



v3

**RAMESSA**  
GROUP OF COMPANIES



## Statuario Bianco



Random - 3



Sizes:  
1200x2800mm  
1200x2400mm

Thicknesses:  
6mm   
9mm 

Body Types:  
White,  
Ivory

Surfaces:  
Pulido, Legacy,  
Vetro

EXIMIO  
COLLECTION



V2

**RAMESSA**  
GROUP OF COMPANIES



## Statuario Platina



Random - 3



Sizes:  
1200x2800mm  
1200x2400mm

Thicknesses:  
6mm   
9mm 

Body Types:  
White,  
Ivory

Surfaces:  
Pulido, Legacy,  
Vetro



EXIMIO  
COLLECTION



v3

**RAMESSA**  
GROUP OF COMPANIES

## Calacutta Royale



Bookmatch - AB



Sizes:  
1200x2800mm  
1200x2400mm

Thicknesses:  
6mm  $\pm$   
9mm  $\pm$

Body Types:  
White,  
Ivory

Surfaces:  
Pulido, Legacy,  
Vetro

EXIMIO  
COLLECTION



v3

**RAMESSA**  
GROUP OF COMPANIES

## Calacutta Royale



Random - 3



Sizes:  
1200x2800mm  
1200x2400mm

Thicknesses:  
6mm   
9mm

Body Types:  
White,  
Ivory

Surfaces:  
Pulido, Legacy,  
Vetro





## Veronic Arbesque



Bookmatch - AB



Sizes:  
1200x2800mm  
1200x2400mm

Thicknesses:  
6mm   
9mm 

Body Types:  
White,  
Ivory

Surfaces:  
Pulido, Vetro





## Samolina Bianco



Random - 3



Sizes:  
1200x2800mm  
1200x2400mm

Thicknesses:  
6mm   
9mm 

Body Types:  
White,  
Ivory

Surfaces:  
Pulido, Vetro,  
Satin





## Samolina Aureo



Random - 3



Sizes:  
1200x2800mm  
1200x2400mm

Thicknesses:  
6mm   
9mm 

Body Type:  
Ivory

Surfaces:  
Pulido, Vetro,  
Satin

Onice Blue



Random - 3



Sizes:  
1200x2800mm  
1200x2400mm

Thicknesses:  
6mm  $\pm$   
9mm  $\pm$

Body Type:  
Light Blue

Surfaces:  
Pulido, Vetro,  
Satin

Onice Menta



Random - 3



Sizes:  
1200x2800mm  
1200x2400mm

Thicknesses:  
6mm  $\pm$   
9mm  $\pm$

Body Type:  
Light Blue

Surfaces:  
Pulido, Vetro,  
Satin





Aravali Onyx



Random - 4



Sizes:  
1200x2800mm  
1200x2400mm

Thicknesses:  
6mm  $\pm$   
9mm  $\pm$

Body Types:  
White,  
Ivory

Surfaces:  
Pulido, Vetro,  
Satin



**EXIMIO** |  **V2**  
COLLECTION

**RAMESSA**  
GROUP OF COMPANIES



## Himalaya Crystal



Random - 3



Sizes:  
1200x2800mm  
1200x2400mm

Thicknesses:  
6mm   
9mm 

Body Types:  
White,  
Ivory

Surfaces:  
Pulido, Legacy,  
Vetro, Satin

## Sand Onyx



Random - 3



Sizes:  
1200x2800mm  
1200x2400mm

Thicknesses:  
6mm  $\pm$   
9mm  $\pm$

Body Type:  
Ivory

Surfaces:  
Pulido, Vetro





## Linux Onyx



Random - 3



Sizes:  
1200x2800mm  
1200x2400mm

Thicknesses:  
6mm   
9mm 

Body Type:  
Ivory

Surfaces:  
Pulido, Vetro,  
Satin

## Cloudy Onyx



Random - 3



Sizes:  
1200x2800mm  
1200x2400mm

Thicknesses:  
6mm  $\pm$   
9mm  $\pm$

Body Types:  
White,  
Ivory

Surfaces:  
Pulido, Legacy,  
Vetro, Satin



## Honey Onyx



Random - 3



Sizes:  
1200x2800mm  
1200x2400mm


Thicknesses:  
6mm  $\pm$   
9mm  $\pm$

Body Type:  
Ivory

Surfaces:  
Pulido, Vetro,  
Satin





Onice Sea Green



Random - 3



Sizes:  
1200x2800mm  
1200x2400mm

Thicknesses:  
6mm   
9mm 

Body Type:  
Green

Surfaces:  
Pulido, Vetro,  
Satin



**EXIMIO**  
COLLECTION



V4




High Shade  
Variation

**RAMESSA**

GROUP OF COMPANIES

## Oceanico Onyx



Random - 2



Sizes:  
1200x2800mm  
1200x2400mm

Thicknesses:  
6mm  $\pm$   
9mm  $\pm$

Body Type:  
Dark Blue

Surfaces:  
Pulido, Vetro,  
Satin





**EXIMIO** |  v3  
COLLECTION

**RAMESSA**  
GROUP OF COMPANIES



## Patagonia Bianco



Random - 2



Sizes:  
1200x2800mm  
1200x2400mm

Thicknesses:  
6mm   
9mm 

Body Types:  
White,  
Ivory

Surfaces:  
Pulido, Vetro,  
Satin



EXIMIO |  V4  
COLLECTION

**RAMESSA**  
GROUP OF COMPANIES



## Patagonia Classic



Random - 3



Sizes:  
1200x2800mm  
1200x2400mm

Thicknesses:  
6mm   
9mm 

Body Type:  
Ivory

Surfaces:  
Pulido, Vetro,  
Satin





EXIMIO |  V4  
COLLECTION

**RAMESSA**  
GROUP OF COMPANIES



### Patagonia Crystalo



Random - 3



Sizes:  
1200x2800mm  
1200x2400mm

Thicknesses:  
6mm   
9mm 

Body Types:  
White,  
Ivory

Surfaces:  
Pulido, Vetro,  
Satin





## Cashmere Bloom



Random - 3



Sizes:  
1200x2800mm  
1200x2400mm

Thicknesses:  
6mm  $\pm$   
9mm  $\pm$

Body Type:  
Ivory

Surfaces:  
Pulido, Vetro



## Cashmere Street



Random - 3



Sizes:  
1200x2800mm  
1200x2400mm

Thicknesses:  
6mm   
9mm 

Body Type:  
Grey

Surfaces:  
Pulido, Vetro

Cashmere Peltro



Random - 3



Sizes:  
1200x2800mm  
1200x2400mm

Thicknesses:  
6mm  
9mm

Body Type:  
Grey

Surfaces:  
Pulido, Vetro

## Cashmere Rumble



Random - 3



Sizes:  
1200x2800mm  
1200x2400mm

Thicknesses:  
6mm  $\pm$   
9mm  $\pm$

Body Type:  
Brown

Surfaces:  
Pulido, Vetro





EXIMIO |  v3  
COLLECTION

**RAMESSA**  
GROUP OF COMPANIES



## Roma Blue



Random - 2



Sizes:  
1200x2800mm  
1200x2400mm

Thicknesses:  
6mm   
9mm 

Body Type:  
Grey

Surfaces:  
Pulido, Legacy,  
Vetro, Satin



## Santorini Blanca



Random - 3



Sizes:  
1200x2800mm  
1200x2400mm

Thicknesses:  
6mm  $\pm$   
9mm  $\pm$

Body Type:  
Ivory

Surfaces:  
Pulido, Legacy,  
Vetro





## Illusion Bronze



Random - 3



Sizes:  
1200x2800mm  
1200x2400mm

Thicknesses:  
6mm   
9mm 

Body Type:  
**Brown**

Surfaces:  
**Pulido, Vetro**




EXIMIO  
COLLECTION



V3

**RAMESSA**  
GROUP OF COMPANIES

## Amazonite



Random - 3



Sizes:  
1200x2800mm  
1200x2400mm

Thicknesses:  
6mm  $\pm$   
9mm  $\pm$

Body Type:  
Green

Surfaces:  
Pulido, Vetro,  
Satin



## Amezonite Rust



Random - 3



Sizes:  
1200x2800mm  
1200x2400mm

Thicknesses:  
6mm  $\pm$   
9mm  $\pm$

Body Type:  
Green

Surfaces:  
Pulido, Vetro,  
Satin



Victoria Grey



Random - 3



Sizes:  
1200x2800mm  
1200x2400mm

Thicknesses:  
6mm  $\pm$   
9mm  $\pm$

Body Type:  
Grey

Surfaces:  
Pulido, Vetro



EXIMIO |  V2  
COLLECTION

**RAMESSA**  
GROUP OF COMPANIES



## Travertino Sand



Random - 3



Sizes:  
1200x2800mm  
1200x2400mm

Thicknesses:  
6mm   
9mm 

Body Type:  
Ivory

Surfaces:  
Pulido, Legacy,  
Vetro





**EXIMIO**  
COLLECTION




V2

**RAMESSA**

GROUP OF COMPANIES



## Sonata Grey



Random - 2



Sizes:  
1200x2800mm  
1200x2400mm

Thicknesses:  
6mm   
9mm 

Body Type:  
Grey

Surfaces:  
Pulido, Vetro



Imperio Armani Grey



Random - 3




Sizes:  
1200x2800mm  
1200x2400mm

Thicknesses:  
6mm  $\pm$   
9mm  $\pm$

Body Type:  
Grey

Surfaces:  
Pulido, Vetro

## Imperio Armani Mocha



Random - 3



Sizes:  
1200x2800mm  
1200x2400mm

Thicknesses:  
6mm  $\pm$   
9mm  $\pm$

Body Type:  
Brown


Surfaces:  
Pulido, Vetro



EXIMIO |  v3  
COLLECTION

**RAMESSA**  
GROUP OF COMPANIES



## Macabus Gold



Random - 2



Sizes:  
1200x2800mm  
1200x2400mm

Thicknesses:  
6mm   
9mm 

Body Type:  
**Black**

Surfaces:  
**Pulido, Legacy,  
Vetro**



EXIMIO  
COLLECTION



V2

**RAMESSA**  
GROUP OF COMPANIES

## Verde Alpi



Random - 3



Sizes:  
1200x2800mm  
1200x2400mm

Thicknesses:  
6mm  $\pm$   
9mm  $\pm$

Body Type:  
**Black**

Surfaces:  
**Pulido, Vetro**



EXIMIO |  v3  
COLLECTION

**RAMESSA**  
GROUP OF COMPANIES



## Atlas Neo



Random - 3



Sizes:  
1200x2800mm  
1200x2400mm

Thicknesses:  
6mm   
9mm 

Body Type:  
**Black**

Surfaces:  
**Pulido, Legacy,  
Vetro**





### Stratum Portoro



Random - 3



Sizes:  
1200x2800mm  
1200x2400mm

Thicknesses:  
6mm   
9mm 

Body Type:  
**Black**

Surfaces:  
**Pulido, Legacy,  
Vetro**





## Black Panther



Random - 3



Sizes:  
1200x2800mm  
1200x2400mm

Thicknesses:  
6mm   
9mm 

Body Type:  
**Black**


Surfaces:  
**Pulido, Legacy,  
Vetro**









## Black Gold



Random - 3



Sizes:  
1200x2800mm  
1200x2400mm

Thicknesses:  
6mm   
9mm 

Body Type:  
**Black**

Surfaces:  
**Pulido, Vetro**





## Black Noir



Random - 3




Sizes:  
1200x2800mm  
1200x2400mm

Thicknesses:  
6mm   
9mm 

Body Type:  
**Black**


Surfaces:  
**Pulido, Vetro**



EXIMIO |  V2  
COLLECTION

**RAMESSA**  
GROUP OF COMPANIES



## Laurent Gold



Random - 2



Sizes:  
1200x2800mm  
1200x2400mm

Thicknesses:  
6mm   
9mm 

Body Type:  
**Black**


Surfaces:  
**Pulido, Legacy,  
Vetro**



EXIMIO |  V2  
COLLECTION

**RAMESSA**  
GROUP OF COMPANIES



### Magma Black



Bookmatch - AB



Sizes:  
1200x2800mm  
1200x2400mm

Thicknesses:  
6mm   
9mm 

Body Type:  
**Black**

Surfaces:  
**Pulido, Vetro**





## Marqus Aqua



Random - 2




Sizes:  
1200x2800mm  
1200x2400mm

Thicknesses:  
6mm   
9mm 

Body Type:  
**Black**

Surfaces:  
**Pulido, Vetro**



## Sandstone Butter



Random - 3




Sizes:  
1200x2800mm  
1200x2400mm

Thicknesses:  
6mm   
9mm 

Body Types:  
White,  
Ivory

Surface:  
Legacy



### Sandstone Milky



Random - 3



Sizes:  
1200x2800mm  
1200x2400mm

Thicknesses:  
6mm   
9mm 

Body Type:  
Ivory

Surface:  
Legacy





Sandstone Sour



Random - 3



Sizes:  
1200x2800mm  
1200x2400mm


Thicknesses:  
6mm   
9mm 

Body Type:  
**Brown**

Surface:  
**Legacy**



## Sandstone Storm



Random - 3




Sizes:  
1200x2800mm  
1200x2400mm

Thicknesses:  
6mm  $\pm$   
9mm  $\pm$

Body Type:  
Grey

Surface:  
Legacy

Dolomite Bianco



Random - 3



Sizes:  
1200x2800mm  
1200x2400mm

Thicknesses:  
6mm  $\pm$   
9mm  $\pm$

Body Types:  
White,  
Ivory

Surfaces:  
Pulido, Legacy,  
Vetro



## Dolomite Bone



Random - 3



Sizes:  
1200x2800mm  
1200x2400mm

Thicknesses:  
6mm   
9mm 

Body Type:  
Ivory

Surfaces:  
Pulido, Legacy,  
Vetro



Travertino Silver



Random - 3



Sizes:  
1200x2800mm  
1200x2400mm

Thicknesses:  
6mm ±  
9mm ±

Body Types:  
White,  
Ivory

Surface:  
Legacy

## Torso Gold



Random - 3



Sizes:  
1200x2800mm  
1200x2400mm

Thicknesses:  
6mm  $\pm$   
9mm  $\pm$

Body Type:  
Ivory

Surfaces:  
Pulido, Legacy,  
Vetro





## Piamonte Ash



Random - 3



Sizes:  
1200x2800mm  
1200x2400mm

Thicknesses:  
6mm  $\pm$   
9mm  $\pm$

Body Types:  
White,  
Ivory

Surfaces:  
Pulido, Legacy,  
Vetro



## Piamonte Sand



Random - 3



Sizes:  
1200x2800mm  
1200x2400mm

Thicknesses:  
6mm   
9mm 

Body Type:  
Ivory

Surfaces:  
Pulido, Legacy,  
Vetro



**EXIMIO**  
COLLECTION



V2

**RAMESSA**  
GROUP OF COMPANIES

## Slate Pietra



Random - 3



Sizes:  
1200x2800mm  
1200x2400mm

Thicknesses:  
6mm  $\pm$   
9mm  $\pm$

Body Type:  
Grey

Surfaces:  
Pulido, Legacy,  
Vetro



## Charcoal Pietra



Random - 3




Sizes:  
1200x2800mm  
1200x2400mm

Thicknesses:  
6mm  $\pm$   
9mm  $\pm$

Body Type:  
Black

Surfaces:  
Pulido, Legacy,  
Vetro







## Imperio Armani Sun



Random - 3




Sizes:  
1200x2800mm  
1200x2400mm

Thicknesses:  
6mm   
9mm 

Body Type:  
Ivory

Surface:  
Legacy

Cheppo Di Grigio



Random - 3



Sizes:  
1200x2800mm  
1200x2400mm


Thicknesses:  
6mm ±  
9mm ±

Body Type:  
Grey

Surface:  
Legacy





## Cheppo Di Nero



Random - 3




Sizes:  
1200x2800mm  
1200x2400mm

Thicknesses:  
6mm   
9mm 

Body Type:  
**Black**

Surface:  
**Legacy**

## Mini Cheppo Bianco



Random - 2



Sizes:  
1200x2800mm  
1200x2400mm


Thicknesses:  
6mm ±  
9mm ±

Body Types:  
White,  
Ivory

Surface:  
Legacy



## Mini Cheppo Sand



Random - 2



Sizes:  
1200x2800mm  
1200x2400mm

Thicknesses:  
6mm ±  
9mm ±

Body Type:  
Ivory

Surface:  
Legacy

EXIMIO  
COLLECTION



V4



High Shine  
Variation

RAMESSA

GROUP OF COMPANIES

## Oxide Blueberry



Random - 3



Sizes:  
1200x2800mm  
1200x2400mm

Thicknesses:  
6mm   
9mm

Body Type:  
Dark Blue

Surface:  
Legacy





**EXIMIO**  
COLLECTION



V4



High Shine  
Variation

**RAMESSA**

GROUP OF COMPANIES

## Oxide Grigio



Random - 3



Sizes:  
1200x2800mm  
1200x2400mm

Thicknesses:  
6mm  $\pm$   
9mm  $\pm$

Body Type:  
**Grey**

Surface:  
**Legacy**

EXIMIO  
COLLECTION



V4



High Shine  
Variation

RAMESSA

GROUP OF COMPANIES

## Oxide Nero



Random - 3



Sizes:  
1200x2800mm  
1200x2400mm

Thicknesses:  
6mm   
9mm

Body Type:  
**Black**

Surface:  
**Legacy**

EXIMIO  
COLLECTION



V4



High Shine  
Variation

RAMESSA

GROUP OF COMPANIES

## Oxide Taupe



Random - 3



Sizes:  
1200x2800mm  
1200x2400mm

Thicknesses:  
6mm  $\pm$   
9mm  $\pm$

Body Type:  
Brown

Surface:  
Legacy

**EXIMIO**  
COLLECTION



V4




High Shine  
Variation

**RAMESSA**

GROUP OF COMPANIES

## Metallio Ash



Random - 3



Sizes:  
1200x2800mm  
1200x2400mm

Thicknesses:  
6mm  $\pm$   
9mm  $\pm$

Body Type:  
Grey

Surface:  
Legacy



EXIMIO  
COLLECTION



V4



High Shine  
Variation

RAMESSA

GROUP OF COMPANIES

## Metallio Graphite



Random - 3



Sizes:  
1200x2800mm  
1200x2400mm

Thicknesses:  
6mm  $\pm$   
9mm  $\pm$

Body Type:  
**Black**

Surface:  
**Legacy**

EXIMIO  
COLLECTION



V4




High Shine  
Variation

RAMESSA

GROUP OF COMPANIES

## Metallio Nero



Random - 3



Sizes:  
1200x2800mm  
1200x2400mm

Thicknesses:  
6mm  $\pm$   
9mm  $\pm$

Body Type:  
**Black**

Surface:  
**Legacy**



EXIMIO  
COLLECTION



V4



High Shade  
Variation

RAMESSA

GROUP OF COMPANIES

## Metallio Rust



Random - 3



Sizes:  
1200x2800mm  
1200x2400mm

Thicknesses:  
6mm  $\pm$   
9mm  $\pm$

Body Type:  
Brown

Surface:  
Legacy

EXIMIO  
COLLECTION



V4



High Shine  
Variation

RAMESSA

GROUP OF COMPANIES

## Mettalio Seablue



Random - 3



Sizes:  
1200x2800mm  
1200x2400mm

Thicknesses:  
6mm  $\pm$   
9mm  $\pm$

Body Type:  
Green

Surface:  
Legacy



### Cavalina Ginger



Random - 3



Sizes:  
1200x2800mm  
1200x2400mm


Thicknesses:  
6mm   
9mm 

Body Type:  
**Brown**

Surfaces:  
**Leather, Satin**





Cavalina Desert



Random - 3



Sizes:  
1200x2800mm  
1200x2400mm

Thicknesses:  
6mm   
9mm 

Body Type:  
Ivory

Surfaces:  
Leather, Satin





## Cavalina Crema



Random - 3




Sizes:  
1200x2800mm  
1200x2400mm

Thicknesses:  
6mm   
9mm 

Body Type:  
Ivory

Surfaces:  
Leather, Satin



## Cavalina Grey



Random - 3



Sizes:  
1200x2800mm  
1200x2400mm

Thicknesses:  
6mm   
9mm 

Body Type:  
Grey

Surfaces:  
Leather, Satin





## Cavalina Moka



Random - 3



Sizes:  
1200x2800mm  
1200x2400mm

Thicknesses:  
6mm   
9mm 

Body Type:  
**Brown**

Surfaces:  
**Leather, Satin**

Marrazi Bianco



Random - 3



Sizes:  
1200x2800mm  
1200x2400mm

Thicknesses:  
6mm  $\pm$   
9mm  $\pm$

Body Type:  
Ivory

Surfaces:  
Leather



Marrazi Grey



Random - 3



Sizes:  
1200x2800mm  
1200x2400mm

Thicknesses:  
6mm  $\pm$   
9mm  $\pm$

Body Type:  
Grey

Surfaces:  
Leather

## Marrazi Sand



Random - 3




Sizes:  
1200x2800mm  
1200x2400mm

Thicknesses:  
6mm  $\pm$   
9mm  $\pm$

Body Type:  
Ivory

Surfaces:  
Leather

## Beton Pearl



Random - 3



Sizes:  
1200x2800mm  
1200x2400mm

Thicknesses:  
6mm  $\pm$   
9mm  $\pm$

Body Types:  
White,  
Ivory

Surface:  
Leather

## Beton Bianco



Random - 3



Sizes:  
1200x2800mm  
1200x2400mm

Thicknesses:  
6mm  
9mm

Body Type:  
Ivory

Surface:  
Leather

**EXIMIO**  
COLLECTION



**RAMESSA**  
GROUP OF COMPANIES

## Beton Bone



Random - 3



Sizes:  
1200x2800mm  
1200x2400mm

Thicknesses:  
6mm  $\pm$   
9mm  $\pm$

Body Type:  
Ivory

Surface:  
Leather



Beton Silver



Random - 3



Sizes:  
1200x2800mm  
1200x2400mm

Thicknesses:  
6mm  $\pm$   
9mm  $\pm$

Body Type:  
Grey

Surface:  
Leather




**EXIMIO**  
COLLECTION



**RAMESSA**  
GROUP OF COMPANIES



## Beton Grey



Random - 3




Sizes:  
1200x2800mm  
1200x2400mm

Thicknesses:  
6mm   
9mm 

Body Type:  
**Grey**

Surface:  
**Leather**

## Beton Nero



Random - 3




Sizes:  
1200x2800mm  
1200x2400mm

Thicknesses:  
6mm   
9mm

Body Type:  
**Black**

Surface:  
**Leather**

## Java Smoke



Random - 2




Sizes:  
1200x2800mm  
1200x2400mm

Thicknesses:  
6mm  $\pm$   
9mm  $\pm$

Body Type:  
Grey

Surface:  
Leather



## Java Gris



Random - 2




Sizes:  
1200x2800mm  
1200x2400mm

Thicknesses:  
6mm   
9mm 

Body Type:  
**Grey**

Surface:  
**Leather**

## Java Crema



Random - 2




Sizes:  
1200x2800mm  
1200x2400mm

Thicknesses:  
6mm  $\pm$   
9mm  $\pm$

Body Type:  
Ivory

Surface:  
Leather

## Java Burly



Random - 3



Sizes:  
1200x2800mm  
1200x2400mm

Thicknesses:  
6mm   
9mm

Body Type:  
**Brown**

Surface:  
**Leather**



## Java Coffee



Random - 2



Sizes:  
1200x2800mm  
1200x2400mm

Thicknesses:  
6mm  $\pm$   
9mm  $\pm$

Body Type:  
**Brown**

Surface:  
**Leather**



Pluto Smoke



Random - 3



Sizes:  
1200x2800mm  
1200x2400mm


Thicknesses:  
6mm   
9mm 

Body Type:  
Grey

Surface:  
Leather



Pluto Gris



Random - 3



Sizes:  
1200x2800mm  
1200x2400mm

Thicknesses:  
6mm  $\pm$   
9mm  $\pm$

Body Type:  
Grey

Surface:  
Leather

# WOOD SERIES

1200x2800mm,  
1200x2400mm  
Legacy Surface





Legni Natural



DECOR

Random - 3



Sizes:  
1200x2800mm  
1200x2400mm

Thicknesses:  
6mm   
9mm

Body Type:  
Brown

Surface:  
Legacy

EXIMIO  
COLLECTION



RAMESSA  
GROUP OF COMPANIES

## Legni Rovere





DECOR

Random - 3



Sizes:  
1200x2800mm  
1200x2400mm

Thicknesses:  
6mm   
9mm 

Body Type:  
Ivory

Surface:  
Legacy



EXIMIO  
COLLECTION



V2

**RAMESSA**  
GROUP OF COMPANIES



## Teak Almond



Random - 2



Sizes:  
1200x2800mm  
1200x2400mm

Thicknesses:  
6mm   
9mm 

Body Type:  
Ivory

Surface:  
Legacy

EXIMIO  
COLLECTION



V2

**RAMESSA**  
GROUP OF COMPANIES



## Teak Silva



Random - 2



Sizes:  
1200x2800mm  
1200x2400mm

Thicknesses:  
6mm   
9mm 

Body Type:  
Ivory

Surface:  
Legacy

EXIMIO  
COLLECTION



V2

**RAMESSA**  
GROUP OF COMPANIES

## Teak Natural



Random - 2



Sizes:  
1200x2800mm  
1200x2400mm

Thicknesses:  
6mm ▾  
9mm ▾

Body Type:  
Brown

Surface:  
Legacy

Teak Bianco



Random - 2



Sizes:  
1200x2800mm  
1200x2400mm

Thicknesses:  
6mm ±  
9mm ±

Body Type:  
Light Grey

Surface:  
Legacy

## EXIMIO

COLLECTION

### TECHNICAL MANUAL

Our slabs are manufactured without any compromise using superior quality raw materials like kaolin, clay, feldspar, silica, and colouring inks are imported from Europe and other parts of the world, offering these slabs superior breaking strength, water absorption, dust, termite and chemical resistance.

These slabs are exceptionally hard, resist thermal shock better than any material available today, are virtually nonporous, and are a green product. Installation is quicker and easier because of the product's dimensions, and it is ideal for all kinds of flooring, wall cladding, kitchen countertops, vanity tops, steps and risers, bathroom surrounds, and more.

## Technical specifications

CHARACTERISTICS	TEST METHOD	MEAN VALUE OF OUR	STD. AS PER ISO13006:2012/EN14411 Gr.BIa	STD. AS PER IS16622:2017 Gr.BIa
<b>Regulatory Properties</b>				
Deviation in Length and Width	ISO 10645-2 & IS 13630-1	± 0.10 %	± 0.50 %	± 0.10 %
Deviation in Thickness	ISO 10645-2 & IS 13630-1	± 4.00 %	± 5.00 %	± 5.0 %
Straightness of Sides	ISO 10645-2 & IS 13630-1	± 0.10 %	± 0.50 %	± 0.10 %
Rectangularity	ISO 10645-2 & IS 13630-1	± 0.10 %	± 0.50 %	± 0.10%
Surface Flatness Central Curvature	ISO 10645-2 & IS 13630-1	± 0.10 %	± 0.50 %	± 0.50 %
Surface Flatness Edge Curvature	ISO 10645-2 & IS 13630-1	± 0.10 %	± 0.50 %	± 0.50 %
Surface Flatness Warpage	ISO 10645-2 & IS 13630-1	± 0.10 %	± 0.50 %	± 0.50 %
Surface Quality	ISO 10645-2 & IS 13630-1	> 95% defects free	> 95% defects free	> 95% defects free
Small Color Difference	ISO 10645-1B	No Change	Unaltered	N.A.
Glossiness (With Nano Polish)	Glass Meter 60°	> 90**	As per Mfg.	As per Mfg.
Glossiness (Without Polish)	Glass Meter 60°	7° < Gloss < 14***	As per Mfg.	As per Mfg.
Glossiness (Satin Finished)	Glass Meter 60°	15° < Gloss < 25***	As per Mfg.	As per Mfg.
<b>Structural Properties</b>				
Water Absorption	ISO 10645-2 & IS 13630-3	≤ 0.05 %	≤ 0.50 %	≤ 0.80 %
Bulk Density	DIN61082 & IS 13630-3	> 2.28 gm/cc	> 2.00 g/cc	Min. 2.20 g/cc
<b>Massive Mechanical Properties</b>				
Modulus Of Rupture	ISO 10645-4 & IS 13630-6	Min. 37.0 N/mm <sup>2</sup>	Min. 35.0 N/mm <sup>2</sup>	Min. 35.0 N/mm <sup>2</sup>
Breaking Strength Thickness < 7.5	ISO 10645-4 & IS 13630-6	Min. 1000.0 N	Min. 700.0 N	Min. 700.0 N
Breaking Strength Thickness ≥ 7.5	ISO 10645-4 & IS 13630-6	Min. 1600.0 N	Min. 1330.0 N	Min. 1100.0 N
<b>Surface Mechanical Properties</b>				
Moh's Hardness	EN 101 & IS 13630-13	Min. 4****	Min. 4	Min. 5
Surface Abrasion Resistance-glossy #	ISO 10645-7 & IS 13630-11	Min. Class 2	As per Mfg.	Min. Class II
Surface Abrasion Resistance-matt #	ISO 10645-7 & IS 13630-11	Min. Class 3	As per Mfg.	Min. Class II
<b>Thermal Hydrometric Properties</b>				
Moisture Expansion	ISO 10645-10 & IS 13630-3	NIL	Max. 0.08	Max. 0.02
Thermal Expansion (COE) at 100°C	ISO 10645-8 & IS 13630-4	Max. 5.0 x 10 <sup>-6</sup>	As per Mfg.	Max. 7.0 x 10 <sup>-6</sup>
Thermal Shock Resistance	ISO 10645-9 & IS 13630-5	Min. 10 Cycle	Min. 10 Cycle	Min. 10 Cycle
Crazing Resistance at 7.5 Bar	ISO10645-11 & IS 13630-9	Min. 6 Cycle	As per Mfg.	Min. 4 Cycle
Impact Resistance (COR)	ISO 10645-5 & IS 13630-14	Min. 0.55	As per Mfg.	Min. 0.55
Frost Resistance	ISO10645-12 & IS 13630-10	Frost Proof	As per Mfg.	As per Mfg.

<b>Chemical Properties</b>					
**Resistance to Staining	ISO 10645-14 & IS 13630-8	Min. Class 4 / Min. Class I	Min. Class 3	Min. Class I	
**Resistance to Household Chemicals & Swimming Pool Salts	ISO 10645-13 & IS 13630-8	Min. Class GA / Min. Class AA	Min. Class GB	Min. Class AA	
**Resistance to Low/High Concentrate Acid and Alkalis	ISO 10645-13 & IS 13630-8	Min. Class GLB**** / Min. Class A****	As per Mfg.	As per Mfg.	
<b>Safety Properties</b>					
Skid Resistance(DCOF-DRY)	ISO 10645-17	> 0.40	As per Mfg.	As per Mfg.	
Slip Resistance(DCOF)( R value [##	ISO 10645-17	As per surface	As per Mfg.	As per Mfg.	
Determination Of Lead & Cadmium Release For Glazed Tiles	ISO 10645-15	Dose not yield Pb & Cd	As per Mfg.	N.A.	
Fire Resistance	N.A.	Fireproof	As per Mfg.	As per Mfg.	

# Glaze tiles intended for use on floor

## As per customer requirement

\*\* Glossiness 90% with nano technology

\*\*\* Without nano technology (Unpolished Vitrified tiles)

\*\*\*\* Except Hydrofluoric Acid & it's compound

#### COLOUR VARIATIONS



##### V1 EVEN

The least amount of shade variation attainable.




##### V2 LIGHT

Light to moderate shade variation within each carton.



##### V3 MEDIUM

Medium to high shade variation within each carton.



##### V4 STRONG

Very high shade variation within each carton.

## Pallet & container packing

Size	Thickness	sq. mtr / Slab	Weight / Slab	Pallet Type	Slabs / Pallet	Weight / Pallet	Pallet / Container	Slabs / Container	sq. mtr / Container	Weight / Container	Size of Container
1200x2800mm	6mm	3.36	47.0 kg	A-Frame	60 slabs	2895kg	9	540	1814.40	26055kg	40 ft
1200x2800mm	6mm	3.36	47.0 kg	Wood Crate	21 slabs	1172kg	24	504	1693.44	28128kg	40 ft
1200x2800mm	9mm	3.36	72.0 kg	U-Frame	40 slabs	2975kg	9	360	1209.60	29775kg	40 ft
1200x2400mm	6mm	2.88	40.0 kg	A-Frame	66 slabs	2705kg	10	660	1900.80	27050kg	40 ft
1200x2400mm	6mm	2.88	40.0 kg	Wood Crate	22 slabs	1030kg	24	528	1520.64	24720kg	40 ft
1200x2400mm	9mm	2.88	62.0 kg	U-Frame	40 slabs	2566kg	11	440	1267.20	28228kg	40 ft

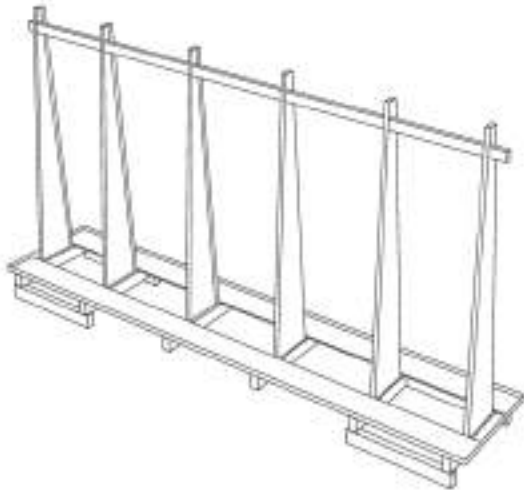
## Packaging

### A-frame, U-frame & Wooden Horizontal Crate

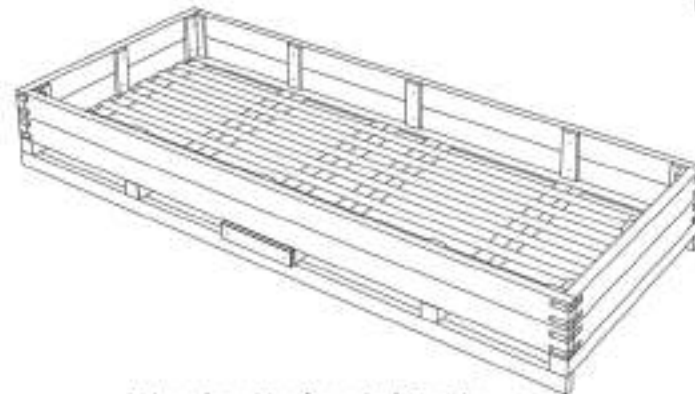
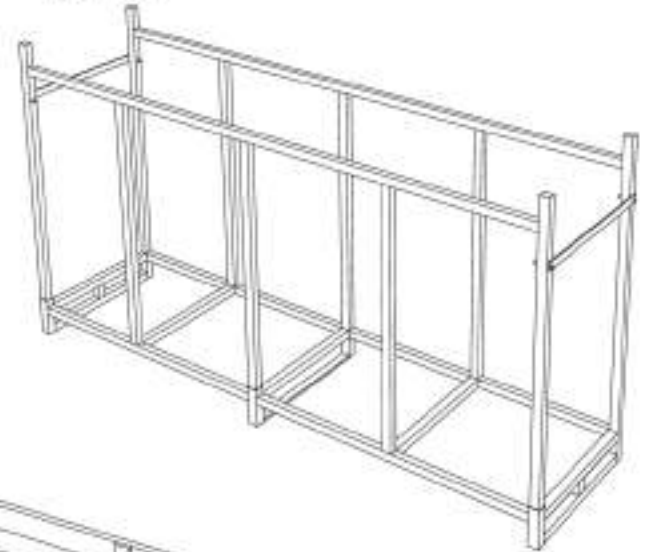
Optimized packaging has been specially designed and produced for the products to protect the integrity of the big slabs during transport.

The slabs are packed and shipped in specially made wooden horizontal crate, U-frames and on specific A-frames (specially designed to improve the carriage of these products in containers), taking care to protect every single slab from knocks and scratches as best as possible.

#### A-frame



#### U-frame



Wooden Horizontal Crate



# Handling The Slabs On The Construction Site

## A-frame Handling From Long Side (a)

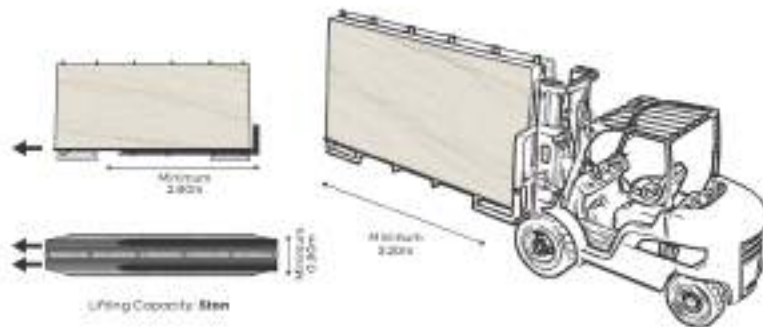
(recommended Method)

We recommend you use forks with a length of at least 1.30m, widening them to the maximum limit to make the most use possible of the crate's surface.



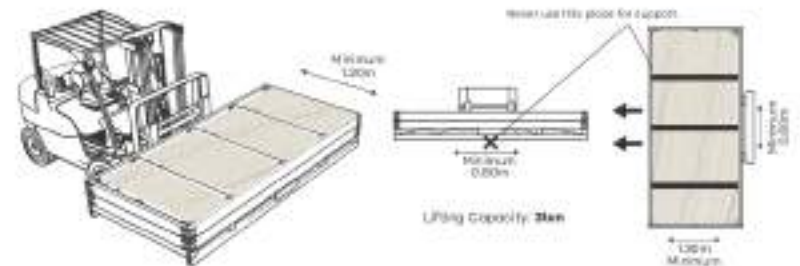
## A-frame Handling From Short Side (b)

We recommend you use forks with a length of at least 2.80m, widening them to the maximum limit to make the most use possible of the crate's surface.



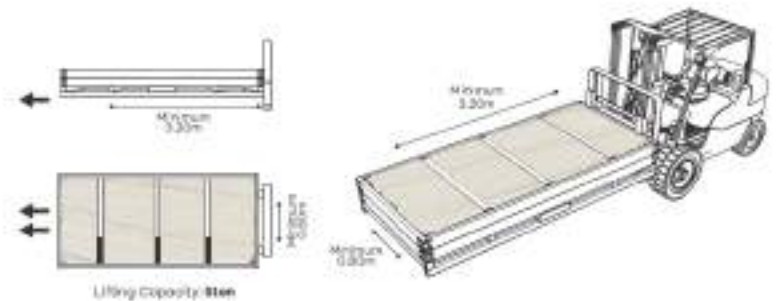
## Wooden Crate Handling From Long Side (a)

A forklift or a hand truck must be used to handle the boxes properly. It is recommended to handle the box by the wide part itself and with, at least, 1.30m long forks, never using the central space to load.



## Wooden Crate Handling From Short Side (b)

The narrow side of the box can also be handled. The forks must be at least 2.80m long, bringing them to the maximum length possible to cover the maximum surface area of the box.



Hits and abrupt movements must be avoided during loading and unloading. They can damage the slab very negatively.

## Handling with crane

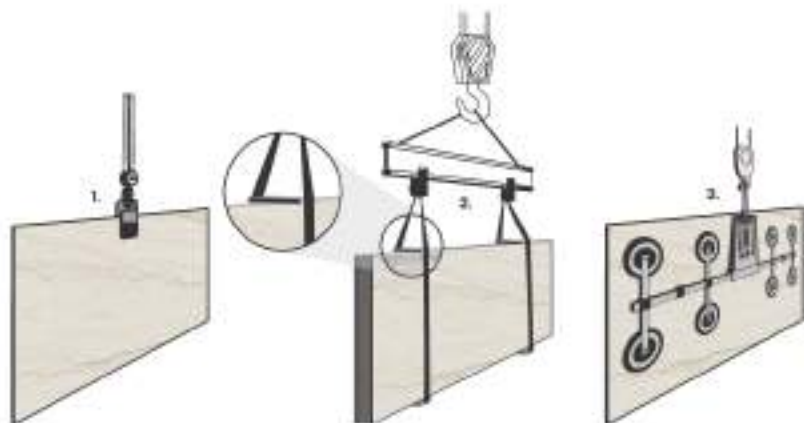
Our Slabs can be moved individually using rubber-coated canvas straps, rubber grippers, or suction cups. Under no circumstances should steel chains or ropes be used, as these may ruin the material.

To grip the individual slab, it is recommended to position the gripper at the load center to balance the weight and minimize oscillations (as shown in Figure 1). When putting down a slab with the gripper, ensure there are no empty spaces between what is being positioned and the support (other slab or floor).

To grip multiple slabs, it is recommended to use a balancing frame connected to canvas straps spaced on the bottom and top of the slabs by a wooden shim slightly longer than the slab pack (as shown in Figure 2). This way, the stress exerted during handling does not weigh on the slabs, preventing material breakage.

Handling using suction cups is permitted (as shown in Figure 3), subject to verification of compatibility with the roughness of the surface.

Before proceeding, always ensure that the load to be handled is within the maximum capacity of the lifting equipment.



## Equipments & manual handling

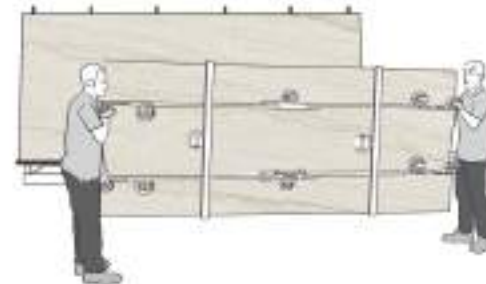
In addition to professional machinery, such as pneumatic handling machines, gantries, or the frame stated earlier, the slabs are usually moved (on the construction site and in the warehouse) by workers with commonly available tools.

It is important to remember that manual handling must only be carried out where site conditions are amenable, such as:

- ample room for maneuver;
- ground-floor location;
- easy access;
- limited number of slabs to be laid.



## Handling with manual suction cups



When handling the slabs, from removing them from the crates to fitting them on the wall or floor, we recommend you use equipment designed specifically for handling large slabs.

For two workers, perform the handling using manual suction cups (preferably equipped with a pressure adjustment function). The workers must remove the slabs by lifting them in the middle, then moving them upright, positioning themselves at the two ends of the long side.

**IN ANY CASE, THE SLABS MUST ALWAYS BE HANDLED INDIVIDUALLY AND ENSURE THE WORKERS' COMPLETE SAFETY.**

## Laying & Fixing

Before carrying out any process on the slab and installing it, it is necessary to verify the conformity of the material and the possibility of matching with shades already present at the building site. We do not accept complaints about materials that have been processed and installed.



Large format Our Slabs always require back-buttering. Back-buttering uses a trowel to apply a layer of adhesive to the back of the tiles.

Using a specialist wheeled transport cart, fix the large format slab vertically on the handling frame with suction cups. Use a 10x10mm square toothed trowel for applying your adhesive to the wall or floor, and when back-buttering, use a 3x3mm square toothed trowel for the back of the tile.

Using the handling frame with suction cups, bring the slab into a vertical position and slowly lower it to a horizontal. The Our Slabs should be firmly pressed into the adhesive along a straight edge, collapsing all adhesive ridges. Use a leveling system to avoid lippage, and frequently check that your Our Slabs are even using a suitable box level. Leveling systems are available with 2mm, 3mm, and 5mm tile spacers.

Periodically check the tiles' backs to ensure full contact between the adhesive and the tile. If not, apply additional adhesive to the tile or use a trowel with larger notches in your adhesive. As you work, wipe off excess mortar with a wet sponge.

The popularity of large format tiles, with their increased weight and smoother backs, presents new fixing challenges to the professional tiler.

Correct preparation of the subfloor or laying surface is crucial. The laying surface should be rigid, non-flexing, and capable of supporting the expected load with minimal or no deflection. A level subfloor is extremely important to keep tiles from cracking. Sanding high spots and using a leveling compound on low spots is essential. It is also important that Our Slabs are clean and dry. If necessary, wash them with clean water and dry them thoroughly before fixing them.

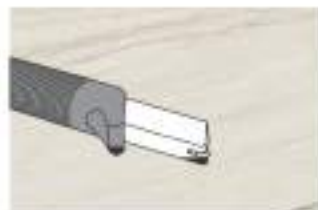
Whatever your specific requirements, whether they be for standard or large formats or within internal or external applications, selecting the appropriate cement-based, fiber-reinforced, or ready-mixed adhesive is vital to ensure the success of your project.

Once your subfloor is clean and dry, spread the adhesive on the surface to be covered with a 10x10mm square-toothed trowel, covering an area of 5cm to 10cm more than the size of the Our Slabs. Always apply the adhesive in stripes parallel to the short edge to remove air pockets and bubbles. By using this method, full coverage of the Our Slabs with adhesive is ensured.

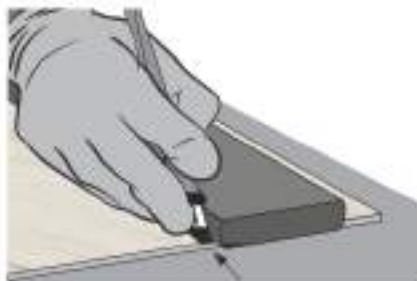


## Cutting with a glass cutter or tile cutter

It is possible to obtain excellent results in clean shapes and cuts by scoring Our Slab with glass or manual tile cutters. Do not detach the glass cutter from the tile for optimal results during the entire scoring operation. To cut polished surfaces or thick slabs, use a tile cutter ruler, exerting strong pressure on the carriage mounted on the ruler or a diamond disc. A diamond disc is necessary to cut structured surfaces.



To score the tile in a straight line, one can use aluminum straight edges normally used by builders.



After scoring, bend the slab to split the two pieces.

A practical tool for cutting is a tile cutter ruler. Score the slab's surface with the tool and split the slab. It is recommended to use this tool to cut polished surfaces, exerting strong pressure on the carriage mounted on the guide. A diamond disc is necessary to cut Our structured surfaces and those scoring-resistant.



Edges can be finished by hand using abrasive diamond sponges or emery paper. One can obtain a slightly rounded-off edge by lightly sanding the side of the slab, and with repeated sanding, one can obtain a beveled effect.



### Drilling

Regarding manual drilling, use bits with a diameter of up to 10mm fitted to electric drills or battery-operated screwdrivers.

Alternatively, hole saws fitted to angle grinders, electric drills, or battery-operated screwdrivers can be used.



### Internal cut / L-shaped cut

To obtain internal and L-shaped corners, round off the vertices of the internal corner using drill bits with a diameter of at least 5mm to reduce the risk of breakage.



Then, cut with diamond discs, stopping moving the cutting tool forward when the previously drilled hole is reached. To drill and cut using diamond discs, follow the instructions provided above.



## Ventilated Facade Properties

Our Slabs must be transported in metal or wooden racks and always in a vertical position. The slabs should be correctly fixed to the rock to prevent the movement of the material.

The panels must never be transported loose or with broken straps.

For short distances, inside workshops or at the construction site, fasten the panels using straps with cardboard protection.

In order to unload and move loaded A-frames around, a forklift capable of lifting and moving these A-frames will be required. A fully loaded A-frame of slabs weighs around 7,900 lb.

The forklift must be capable of lifting this weight on the tip of its forks. A metallic A-frame has a maximum loading capacity of 7,900 lb, and a mixed A-frame of 6,600 lb.

### 1. Permeability

The permeability of a facade allows for controlled air exchange, reducing the need for mechanical ventilation and improving energy efficiency by maintaining a stable indoor climate.



### 2. Thermal insulation

Insulation applied to the external structure eliminates the thermal bridges, thus reducing temperature fluctuations inside the building, leading to energy savings of up to 40% in some cases.



### 3. Solar Protection

Thermal comfort is provided inside the building by preventing overheating in the summer and therefore protecting the building from direct radiation and from other elements.



### 4. Acoustic Insulation

Given that the ventilated facade system is composed of different layers, there is an increase in the level of noise absorption taken by the different elements.



### 5. Water Impermeability

Chimney effect provided by the air chamber confers an extra protection due to the air pressure, preventing water infiltration and protecting the building structure.



## Facade Installation Process

Qualified or specialized companies must execute the system under the supervision of project managers.

1. Safety conditions:

The components of the system should be correctly kept in the building site, foreseeing a place where they cannot be damaged by blows or the actions of different atmospheric agents.

2. Prior verifications:

Once the structure of the building is executed, it must be verified from the plans provided by the project management that the modulation and the initial calculus of materials (cladding, brackets, and moorings) considered in the project stage are the appropriate ones to start with the installation of the system.

3. Levelling of the supporting structure:

This verification must be done with mechanical or digital means, quantifying the out-of-plumb of the supporting structure. These "out of plumb" with the width of the air chamber will define the maximum and minimum dimensions of separation between brackets. This verification must be done with mechanical or digital means, quantifying the out-of-plumb of the supporting structure. These "out of plumb" with the width of the air chamber will define the maximum and minimum dimensions of separation between brackets.

4. Setting-out in site:

Once the prior verifications are done, the separation distances between vertical profiles will be set depending on the dimensions of the chosen panels in the project and the calculus limitation.

5. Brackets fixation:

The kind of screws and fixations which are used to join the brackets to the building together will depend on the supporting structure where they will be fixed. In other words, a different kind of mooring will be recommended depending on the structure's material or the building's enclosure.

6. Supporting Brackets:

**SLAB:** In most cases, supporting brackets are fixed to reinforced concrete slab with metallic stainless A-2 mooring. These moorings are located in the upper and lower oval-hole of the brackets to ensure at least the minimum separation between metallic moorings.

**ENCLOSURE:** In exceptional cases, it is necessary to fix the supporting bracket in areas where there is no slab (window contour, high parameters, corbels...) In these cases, it will be used stainless A-2 plug nylon set FL10x90, consisting of a stainless A-2 DIN 671 8x100 screw, an FL10x80 nylon plug, and a stainless A-2 M-8 9021 washer.

7. Retention Bracket:

Once the moorings for each bracket, after the calculus and verifications, have been chosen, the brackets will be fixed following the initial setting-out, taking into account the following indications:

Vertical distances between brackets will be specified in each case depending on the calculus of the chosen profile. In no case must the maximum distance be exceeded. Retention brackets must have a staggered pattern along the profile for proper functioning.

8. Fixed point:

These will be screws type DIN 7504 K 6.3x25 made of stainless steel A-2. They receive gravity and wind loads and transmit them to supporting angle brackets.

In this case, screws are placed in the circular drilling with a specific diameter that avoids any movement. Every fixed point should have the prescribed tightening torque from the manufacturer's technical specifications.

9. Floating point:

It will be used screw type DIN 7504 K 4.8x19 made of stainless steel A-2. They will fix vertical profiles to angle brackets, allowing movements caused by thermal expansion.

To ensure optimal efficiency, screws will be fixed in the central point of the bracket's vertical oval holes. Even though certain position variations are allowed, direct contact with the upper or lower part of the oval hole must be avoided. In that case, movements would be completely restricted, and the behavior would not be appropriate.

10. Supporting angle brackets:

Two screws receive the gravity load from a profile (either the upper or the lower profile), and they transmit it to the angle brackets.

11. Floating points:

A screw will be placed in the center of the recommended oval hole. Not only is the right position of the profile guaranteed, but some possible differential movements are also allowed, forcing the profile to work with flexo-traction or flexo-compression behavior.

12. Retention Angle Bracket:

Two screws will be placed in the vertical oval holes. They will also be placed in both centers to allow some differential movements produced by thermal expansions of the material.

13. Fixation of staples, adhesive lines, and cladding panels:

Once profiles are all installed, staples will be placed, beginning from the starting ones, in the bottom part of the cladding. Then, they will be fixed to the profiles with the stainless steel self-drilling screws specified. The adhesive should now be put along the profile in the grooved areas. It will be in two lines in the intermediate "T" shaped profiles and just one line in "L" shaped profiles. Each panel should be adjusted to its right position and finally fixed with the intermediate and ending staples, depending on the characteristics of the facade.

## Cleaning, Maintenance & Care

The Our Slabs are extremely easy to clean and require minimal maintenance work. The production process (involving high-quality raw materials and high firing temperatures) makes the finishes of slabs non-absorbent and their surfaces almost completely nonporous, meaning that cleaning operations are simple and efficient.

### Post-installation Cleaning

After processing and gluing the material, clean the ceramic surface to remove any contaminants (patinas, residues of fillers or adhesive, etc.) that may be present. It is crucial to perform this step properly because it may cause halos if done incorrectly.

To clean structure surfaces, we advise quickly removing stains with plenty of water and a liquid vacuum cleaner to remove the dirt that could deposit on the surface structure. It is important to complete the cleaning phase before the adhesive hardens completely because, given the surface structure, it would be more difficult to remove the adhesive after it has hardened completely.

For correct cleaning, always follow the specific instructions provided by producers of cementitious and epoxy filler adhesives used to install slabs to find out which products to use and methods and waiting times.

If installing slabs outdoors, we suggest cleaning up right after installation during the coolest hours.

Do not use abrasive substances or equipment. Under no circumstances should we use hydrofluoric acid or products that contain it.

Any inability to remove residues of materials used during installation after drying cannot be considered a material defect.

During installation and cleaning, sweep the glossy-finished products frequently to avoid surface scratches.

Type of Dirt	Type of Detergent
Beer, wine, coffee	Sodium hypochlorite (bleach) in solution or alkaline detergent
Ice cream	Sodium hypochlorite (bleach) in diluted solution
Tyre rubber	Organic solvent (trichloroethylene)
Greases and oil	Alkali-based detergent
Inks	Sodium hypochlorite (bleach) in solution or alkaline detergent
Indelible felt-tip	Organic solvent (trichloroethylene acetone)
Resins	Organic solvent (turpentine, white spirit, thinner)
Lines from aluminium	Acid detergent or abrasive cream/powder detergent
Rust	Acid-based detergent
Fruit juices	Sodium hypochlorite (bleach) in diluted solution
Other stains	Abrasive cream detergent

#### WARNINGS:

- ◆ Always comply with the dosages and times recommended by the producer and test in advance on uninstalled material or hidden parts of the installed surface.
- ◆ If using acid detergents, before cleaning, wet the grouts with plenty of water or protect them from the detergent's corrosive action.
- ◆ In a location requiring special cleaning parameters (kitchens, hospitals, shops, etc.) or with particularly stubborn types of dirt (outdoor pavings, workshops, etc.), the cleaning procedures recommended above should be combined with scrubber-drier machines and specific products.
- ◆ Before starting cleaning procedures, always read the technical datasheets provided in the catalogs for each collection with great care.

## Technology

Delivering modern problems their modern solutions with modern technology along with an innovative approach is the need of the hour.



## Quality Accreditations





**Export Country**  
**WORLD-CLASS QUALITY READY  
 TO EXPLORE MARKETS**

Exceptional products are  
 ready to rule the domestic  
 and international market.



Our and its superior product range consisting of innovative products and excellent quality are ready to put their mark on the domestic and international market. The expertise, spectacular range, premium offering, and quality will soon rule markets with extensive domestic and worldwide exports.

- |           |          |             |             |              |
|-----------|----------|-------------|-------------|--------------|
| Colombia  | Jordan   | Brazil      | Mexico      | Peru         |
| USA       | Iraq     | Uzbekistan  | Syria       | Spain        |
| Israel    | Bulgaria | Venezuela   | Vietnam     | South Africa |
| Lebanon   | Russia   | New Zealand | Canada      | Costa Rica   |
| Portugal  | UK       | Australia   | Ghana       | Chile        |
| Singapore | UAE      | Palestine   | Ecuador     | Indonesia    |
| Kenya     | Thailand | Cyprus      | Saint Lucia |              |
| Panama    | Poland   | Taiwan      | Turkey      |              |

# RAMESSA

GROUP OF COMPANIES